

TJ275HD (400 VAC)

50 Hz Diesel Generator

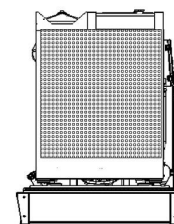
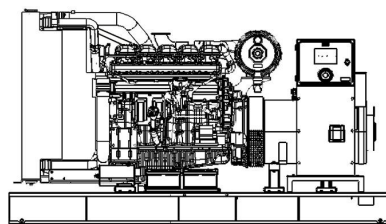
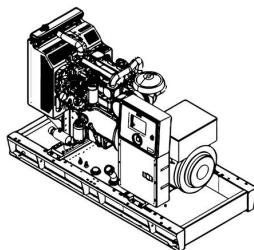


Output Power

Standby Power (ESP)	kVA	275
	kW	220
Prime Power (PRP)	kVA	250
	kW	200

Size

	W x L x H (mm)	Weight (kg)	Fuel Tank (lt)	Noise dB(A) @ 7m
Canopied	1334x3940x1955	2685	385	70
Open Skid	1300x3000x1700	2120	385	N/A



Continuous Power

The maximum power which a generating set is capable of delivering continuously whilst supplying a constant electrical load. Average load can be 100%. The generator must not be overloaded.

Standby Power

The max power available during a variable electrical power sequence, under the stated operating conditions, for which a generating set is capable of delivering in the event of a utility power outage or under test conditions for up to 200 hrs of operation per year under average of 70% load. Overloading isn't permissible.

Prime Power

The maximum power which a generating set is capable of delivering continuously whilst supplying a variable electrical load. Average load should be 70%. The generator can be overloaded 10% for 1 hour per 12 hrs.

TTDTJ275HD20251216EN

TJ275HD (400 VAC)

50 Hz Diesel Generator



Engine

Manufacturer		HYUNDAI
Model		P126TI-II
Cylinder Configuration		INLINE
No of Cylinders		6
Displacement	lt	11,1
Bore	mm	123
Stroke	mm	155
Compression Ratio		17:01
Aspiration		TURBOCHARGE-INTERCOOLER
Governor Type		ELECTRONIC
Cooling System		WATER
Coolant Capacity	lt	51
Lubrication Oil Capacity	lt	23
Electrical System	VDC	24
Speed / Frequency 50 Hz	rpm	1500 rpm / 50 Hz
Engine Gross Power (Standby 50 Hz)	kW	294
Fuel Consumption %110 ESP 50 Hz	lt/h	56,8
Fuel Consumption %100 PRP 50 Hz	lt/h	51,9
Fuel Consumption %75 PRP 50 Hz	lt/h	38,7
Fuel Consumption %50 PRP 50 Hz	lt/h	25,7
Exhaust Outlet Temperature 50 Hz	°C	590
Exhaust Gas Flow 50 Hz	m3/min	47,4
Combustion Air Flow 50 Hz	m3/min	20,1
Cooling Air Flow 50 Hz	m3/min	450

Alternator

No of Phases		3
Power Factor		0,8
No of Bearings		SINGLE
No of Poles		4
No of Leads		6-12
Insulation Class		H-F
Degree of Protection		IP 23
Excitation System		AVR (Automatic Voltage Regulator), Brushless

Standard Equipments

Engine

In Teksan generator sets, leading engine brands that have state of the art technology and have compliance with ISO 8528, ISO 3046, BS 5514, DIN 6271 standards, are being used. These engines with low fuel consumption, provide accurate speed setting and order, mount to the fuel pump, also have mechanic or electronic type governors.

Alternator

In products Teksan produced, leading alternator brands of the world that have state of the art technology, high quality, productivity and durability, are being used. All alternators, which pass necessary test process and found appropriate according to EC 60034-1; CEI EN 60034-1; BS 4999-5000; VDE 0530, NF 51-100,111; OVE M-10, NEMA MG 1.22. standards, have bearing system that does not need maintenance, with electronic type voltage regulator providing voltage setting.

Control Panel

Standard control panel, that is used in Teksan generator sets, ensures comfortable and safe usage. All measured and statistical parameters, operating modes, notice and alarms and condition of generator, are monitored easily from the control panel. On the front of the panel's metal body has electronic control module and the emergency stop button and the panel's metal body is made of steel sheet and is painted with electrostatic powder paint. Teksan offers panel design and solutions that comply with special requirements of customers as well as quality standard panels.

Chassis and Fuel Tank

Chassis is manufactured from steel that has features and durability for carrying burden of generator set. Thanks to its rigid structural design and anti-vibration mounts, it reduces vibration level to minimum. All chassis contain lifting lugs. Apart from chassis that are produce by Teksan, special solutions that design in accordance with customer desires, make transportation and positioning easier. In generator sets with 1375 kVA power, the fuel tank is located inside the chassis. For models of 1375 kVA and above, the fuel tank is usually external, but in some cases, it can also be located inside chassis.

Cooling System

System, that consists of quality industrial - type radiator, expansion tank and cooler fan, keeps the temprature of generator set's equipments constant at a proper level.



Canopy Features

TEKSAN Standard Canopies' default features are as follows;

- Compatible with 2000/14/EC directives, certified noise emission level,
- 2 or 4 points transport possibility according to cabin size,
- Hidden exhaust inside the canopy,
- Emergency stop button located on the canopy,
- Improved air suction channel to ensure homogenous cooling in the canopy,
- Radiator air outlet and exhaust with designed towards above,
- Lid on cab that provides to be filled up water and antifreeze easily to the radiator,
- Amplified paint system against corrosion and rust,
- Improved performance in terms of sound insulation,
- Demounted parts that make transportation and maintenance easier,

As well as the standard range of canopies, TEKSAN can also design tailormade canopies with specific sound level or size upon customer requests.

Optional Equipments

Some Optional Equipments that Teksan provides with Generator Sets;

- Medium voltage alternator,
- Remote radiator applications,
- Automatic fuel filling system,
- Fuel tank, oil pan, dashboard, alternator, coil heaters,
- Alternator with double AVR and PMG,
- Synchronization systems,
- The generator output breaker,
- Grid-generator transfer switches,
- Accordance with the specific volume of demand-insulated cabins,
- Seismic solutions,
- Trailer,
- Remote monitoring,
- External Fuel Tank

Control Panel Features: TJ 509-T MK3

TJ-509-T MK3 is a next generation genset controller combining multi-functionality and wide communication capabilities together with a reliable and low-cost design. The same controller provides synchronization, load share, AMF, ATS, Remote Start, Engine Control and Remote Display Panel functionalities. The module comes ready for remote monitoring over GSM or Ethernet with plug-in communication modules. Various plug-in modules provide unlimited expansion capabilities allowing to meet any special requirement. The unit complies and mostly exceeds world's tightest safety, vibration and environmental standards for the industrial category. Software features are complete with easy firmware upgrade process through USB port. The Windows based PC software allows monitoring and programming through USB, RS-485, Ethernet and GPRS. The Rainbow Scada web monitoring service allows monitoring and control of an unlimited number of gensets through any web browser.

Functions

- Multi genset synchronizer and load share*
- Multi genset mains synchronizer*
- Single genset parallel with mains*
- AMF unit with uninterrupted transfer
- ATS unit with uninterrupted transfer
- Remote start controller
- Manual start controller
- Engine controller
- Remote display & control unit
- Waveform display of V&I
- Harmonic analysis of V&I

*Optional with plug-in module

Communications

- Ethernet port (10/100Mb)*
- GSM-GPRS*
- Embedded web server*
- Web monitoring*
- Web programming*
- Central Monitoring through internet*
- SMS message sending*
- E-mail sending*
- Central monitoring*
- Modbus RTU through RS-485*
- Modbus TCP/IP*
- SNMP*
- USB Host*
- CANBUS-2 for inter-module comm.*
- USB Device
- PC software: Rainbow Plus
- J1939-CANBUS for electronic engines

*Optional with plug-in module

- Technical information and values are according to ISO8528, ISO3046, NEMA MG-1.22, IEC 600341, BS 4999-5000, VDE 0530 standards.
- Producing with ISO9001, ISO14001, ISO 45001, TSE, CE standards.
- All information given in this leaflet is intended for general purposes only.
- Due to a policy continuous improvement Teksan reserves the right to amend details and specifications without notice and all information given is subject to the Teksan's current condition of sales.

TBA: To Be Asked TBD: To Be Determined NA: Not Available N/A: Not Applicable TTDTJ275HD20251216EN



Connection Topologies

- 3 phases 4 wires, star
- 3 phases 4 wires, delta
- 3 phases 3 wires, delta, 3 CTs
- 3 phases 3 wires, delta, 2 CTs (L1-L2)
- 3 phases 3 wires, delta, 2 CTs (L1-L3)
- 2 phases 3 wires, L1-L2
- 2 phases 3 wires, L1-L3
- 1 phase 2 wires